


Fibrillation Bar Assembly Manual



BURCKHARDT OF SWITZERLAND AG

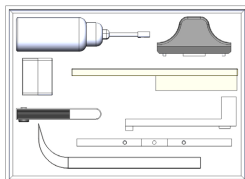
Pfarrgasse 11
4057 Basel
Switzerland
Tel +41 61 638 18 00
Fax +41 61 638 18 50
info@burckhardt.com

www.burckhardt.com

Instruction Video




Check QR code



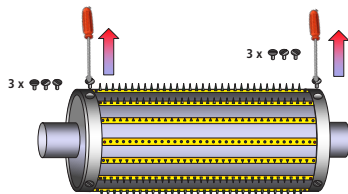
BURCKHARDT Service tool box – Ask for quotation

1




START

2



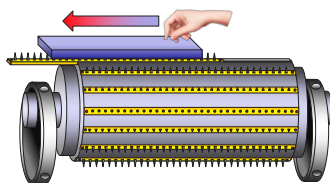
Unscrew Flanges

3



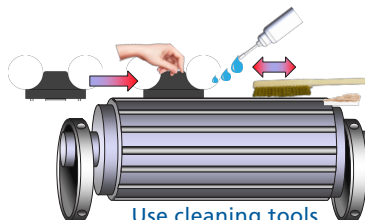
Remove flanges

4



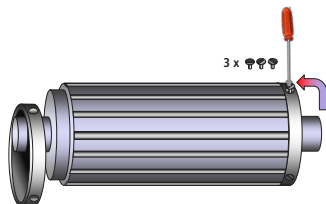
Remove all bars using soft material

5



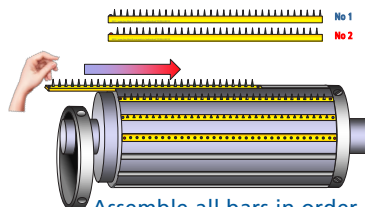
Use cleaning tools

6



Assemble Flange drive side

7



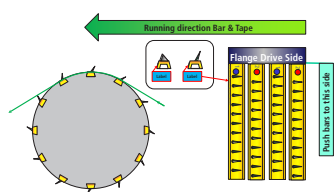
Assemble all bars in order

8



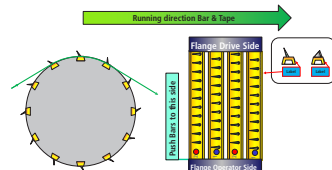
Assemble Flange drive side

9




FINAL CONTROL Standard

10



!! CAUTION !! mirrored tape line direction
FINAL CONTROL mirror line

11



FINISH